

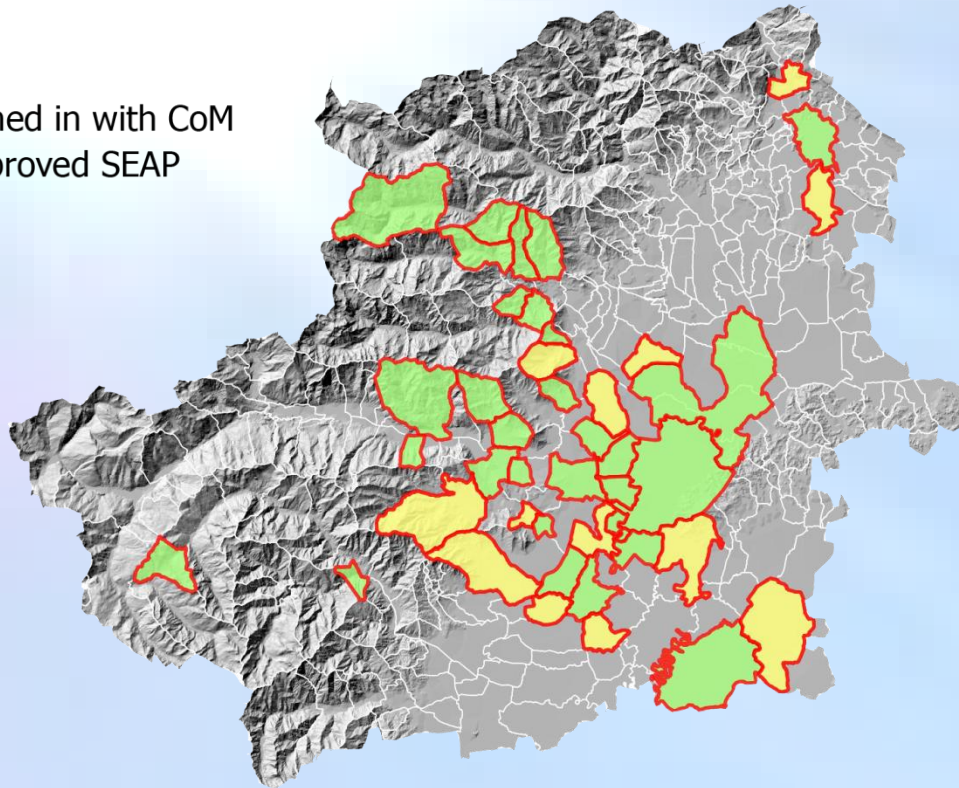


# The support of the Province of Torino to implement municipal actions

## Province of Torino: *Covenant of Mayor Coordinator since 2010*

-  Joined in with CoM
-  Approved SEAP



49 Municipalities  
joined the CoM

35 SEAPs already  
approved

26% average CO<sub>2</sub>  
reduction target

25 new signatories  
are joining



**CENTRAL EUROPE**  
COOPERATING FOR SUCCESS.



**EUROPEAN UNION**  
EUROPEAN REGIONAL DEVELOPMENT FUND

This project is implemented through the CENTRAL EUROPE Programme co-financed by the ERDF

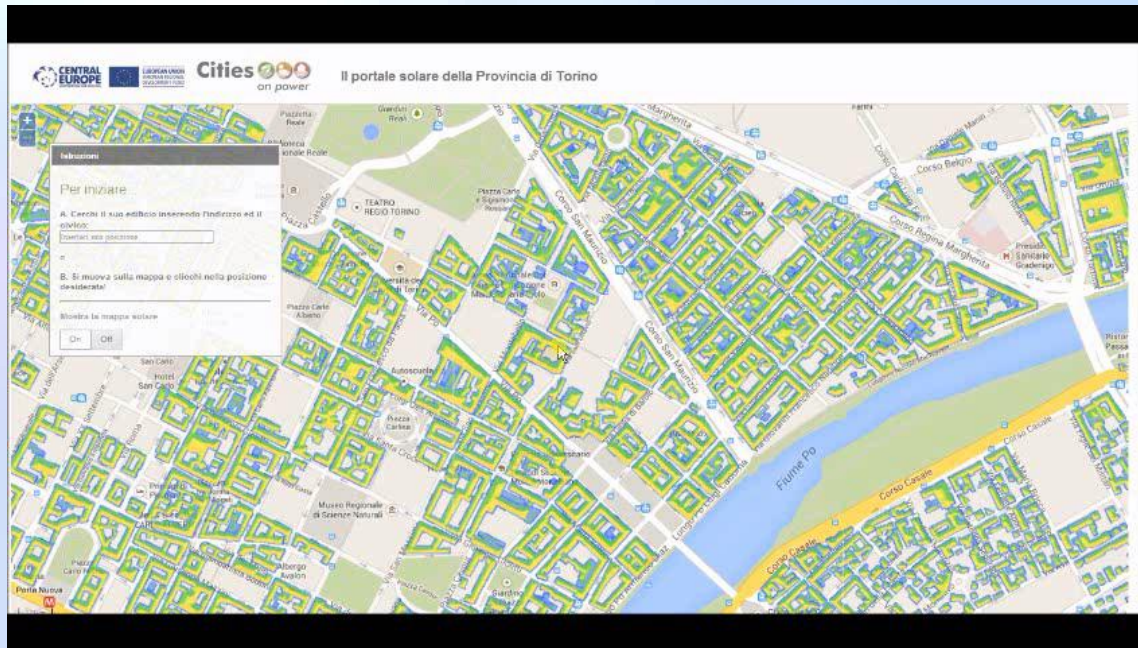


1

## WEB SOLAR PORTAL

**Beneficiary:** *Citizens and Local Authorities*

**EU project:** *Cities on Power - Central Europe program*



The user can enter some information about its energy consumption, find its building, introduce renewables, make simulations on environmental-economic results


## 2 ENERGY MANAGEMENT SYSTEM

Beneficiary: *Municipalities*

2011	Consumi (kWh)	Consumo (kWh/mq)	Target (kWh/mq)	Target +15%	Target +30%	Spesa per eccesso cons.
gen	5.395,00	1,77	2,78	3,20	3,61	€ 0,00
feb	5.215,00	1,71	2,52	2,90	3,28	€ 0,00
mar	5.228,00	1,71	2,35	2,70	3,06	€ 0,00
apr	2.806,00	0,92	2,17	2,50	2,82	€ 0,00
mag	3.313,00	1,09	1,83	2,10	2,38	€ 0,00
giu	2.832,00	0,93	1,57	1,81	2,04	€ 0,00
lug	1.424,00	0,47	1,30	1,50	1,69	€ 0,00
ago	630,00	0,21	1,04	1,20	1,35	€ 0,00
set	2.984,00	0,98	1,48	1,70	1,92	€ 0,00
ott	3.567,00	1,17	1,74	2,00	2,26	€ 0,00
nov	5.565,00	1,82	2,43	2,79	3,16	€ 0,00
dic	5.190,00	1,70	2,78	3,20	3,61	€ 0,00
<b>Totale</b>	<b>44.149,00</b>	<b>14,48</b>	<b>23,99</b>	<b>27,59</b>	<b>31,19</b>	<b>€ 0,00</b>

2010	Consumi (kWh)	Consumo (kWh/mq)	Target (kWh/mq)	Target +15%	Target +30%	Spesa per eccesso cons.
gen	5.774,00	1,89	2,78	3,20	3,61	€ 0,00
feb	5.756,00	1,89	2,52	2,90	3,28	€ 0,00
mar	5.286,00	1,73	2,35	2,70	3,06	€ 0,00
apr	3.065,00	1,00	2,17	2,50	2,82	€ 0,00
mag	3.345,00	1,10	1,83	2,10	2,38	€ 0,00
giu	2.207,00	0,72	1,57	1,81	2,04	€ 0,00
lug	1.428,00	0,47	1,30	1,50	1,69	€ 0,00
ago	593,00	0,19	1,04	1,20	1,35	€ 0,00
set	4.800,00	1,57	1,48	1,70	1,92	€ 0,00
ott	7.174,00	2,35	1,74	2,00	2,26	€ 161,44
nov	5.689,00	1,87	2,43	2,79	3,16	€ 0,00
dic	5.375,00	1,76	2,78	3,20	3,61	€ 0,00
<b>Totale</b>	<b>50.492,00</b>	<b>16,55</b>	<b>23,99</b>	<b>27,59</b>	<b>31,19</b>	<b>€ 161,44</b>



- I consumi attendibili superano in almeno un mese il target +30%
- I consumi attendibili superano in almeno un mese il target +15% ma non superano in nessun mese il target +30%
- I consumi attendibili non superano il target +15% in nessun mese

The Municipality enter some information about its buildings or public lighting systems (geometry, meters, energy consumption data from bills) and the system provide a benchmark evaluation (traffic light)

### 3 2020 TOGETHER: RENOVATION OF PUBLIC BUILDINGS

**Beneficiary:** *Municipalities*



**EU project:** *2020 Together - IEE program*

**Target:** 59 buildings, 1200 street lighting

**Investments expected:** 10M€ with 500.000 € of technical assistance

**Leverage factor:** nearly 20

The project will collect buildings or street lighting systems with a bad energy performance and bundle them for a big tender open to ESCOs. The project will be focused also on the exploitation of parallel incentives, like white certificates (already existing in Italy) or CO2 credits in the carbon market.

## 4 SEAP\_ALPS: ACTION TOOL

**Beneficiary:** *Municipalities*

**EU project:** *SEAP\_Alps - Alpine Space program*



The action tool can be used by Municipalities to understand what to do to attain the CO<sub>2</sub> reduction target (100 actions listed) and select the action sheets already filled in (indicators, good practices, ect)