

**MAYORS IN ACTION**  
**1<sup>st</sup> centralised training session**  
Genova, 26 March 2014

# Monitoring of SEAPs

**Giulia Melica**  
**European Commission – Joint Research Centre**



**[www.jrc.ec.europa.eu](http://www.jrc.ec.europa.eu)**

*Serving society*  
*Stimulating innovation*  
*Supporting legislation*

# Covenant step-by-step

## STEP 1 Signature of the Covenant of Mayors

Initiation

Feedback Monitoring

Adaptation of the administrative structure

Building support from stakeholders and citizens

Compilation of a Baseline Emission Inventory

Establishment of a long-term vision with clear objectives

Development and approval of the action plan

## STEP 3 Submission of your Implementation Report

Monitoring and reporting progress

Implementation of concrete CO<sub>2</sub> reduction policies and measures

-20% CO<sub>2</sub> BY 2020

## STEP 2 Submission of your Sustainable Energy Action Plan (SEAP)

Implementation

# Signatories' commitment




We, the Mayors, commit to...

“Submit an **implementation report** at least **every second year** after submission of the Action Plan for evaluation, monitoring and verification purposes”.

*(Covenant official text)*

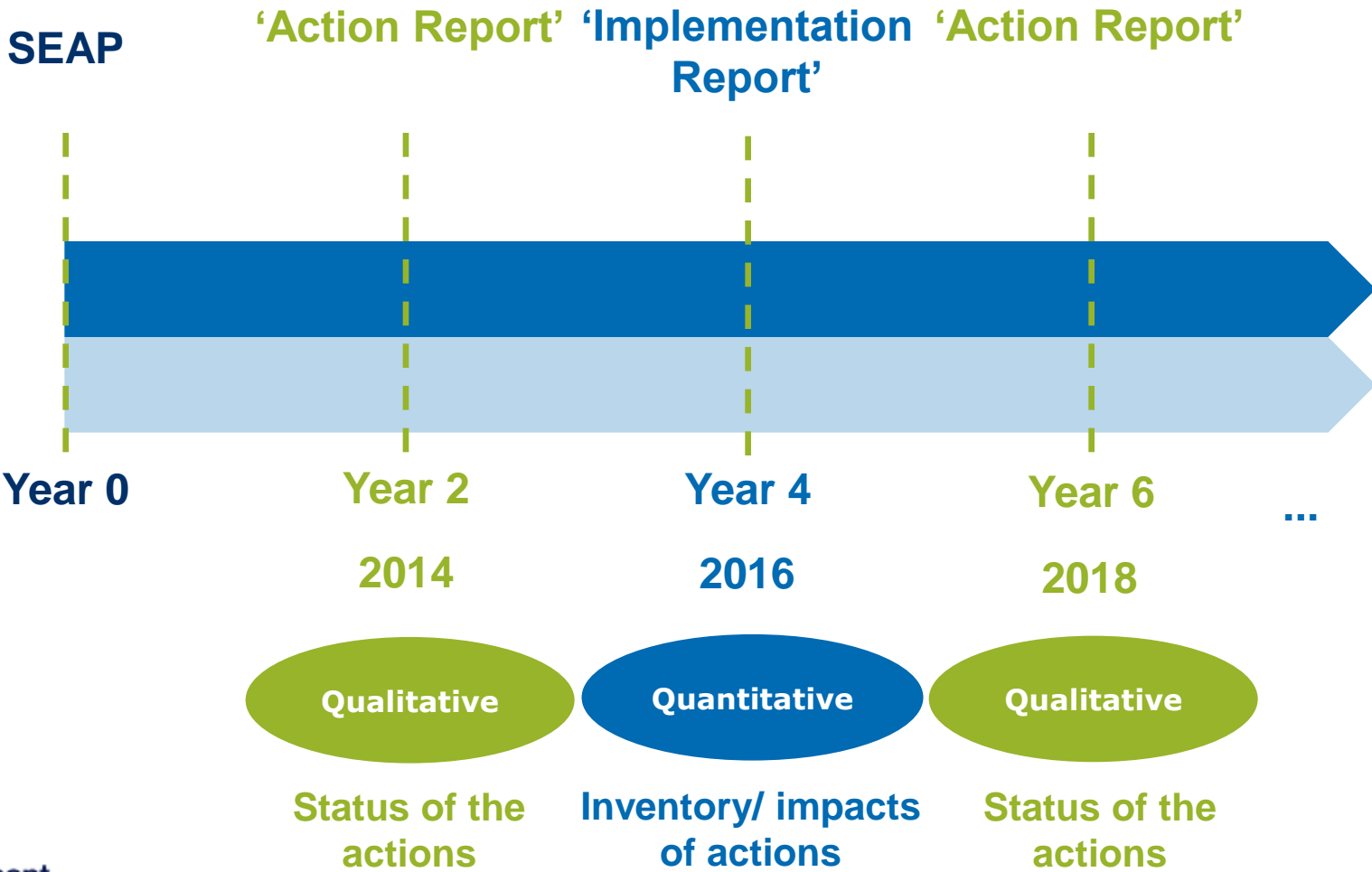
# Why is monitoring important?

- To monitor how actions defined in SEAPs are progressing and evaluate their effects towards the targets
- To identify the need of adjustments to the plan, e.g. corrective measures



*Is the  
signatory on  
track to  
reach the  
target?*

# The CoM minimum requirements

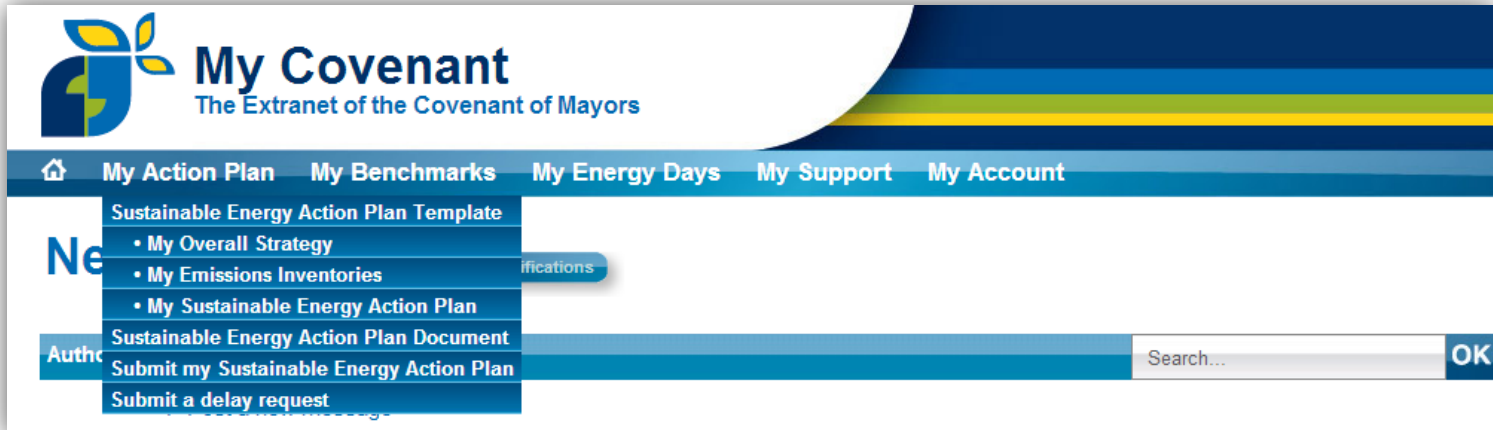


# How to report to the Covenant?

## ➤ On-line Monitoring Template

*The template has been jointly developed by JRC and CoMO with the collaboration of a group of practitioners from local and regional authorities*

- I. Update Overall Strategy
- II. Add Monitoring Emission Inventory (MEI)
- III. Report on the implementation status of the actions



The screenshot shows the 'My Covenant' web interface. At the top left is the logo for 'My Covenant' with the tagline 'The Extranet of the Covenant of Mayors'. Below the logo is a navigation bar with links: 'My Action Plan', 'My Benchmarks', 'My Energy Days', 'My Support', and 'My Account'. A dropdown menu is open under 'My Action Plan', listing several options: 'Sustainable Energy Action Plan Template', 'My Overall Strategy', 'My Emissions Inventories', 'My Sustainable Energy Action Plan', 'Sustainable Energy Action Plan Document', 'Submit my Sustainable Energy Action Plan', and 'Submit a delay request'. On the right side of the dropdown menu, there is a search bar with the text 'Search...' and an 'OK' button.

# New fields in the monitoring template

*The monitoring template will be pre-filled from the SEAP template. New fields will allow reporting on the implementation.*

## Overall Strategy section

- New fields to report on the **budget spent** and on the **staff capacity allocated** for SEAP implementation so far
- New field to identify the **main barriers to SEAP implementation** by key sector of activity with the use of a qualitative intensity scale

		Budget spent so far (€)	
<input checked="" type="checkbox"/>	Local authority	40000	<u>Investment</u>
		5000	<u>Non-investment</u>
<input checked="" type="checkbox"/>	Other actors	25000	<u>Investment</u>
		0	<u>Non-investment</u>
		70000	Total
Time period:		2008	2013
			6 years

# New fields in the monitoring template

## SEAP section

- Dropdown menu to qualitatively report on the **status of implementation** of the action
- New field for the implementation **cost** of the action
- New dropdown menu to categorise the actions

### A AREA OF INTERVENTION

### B POLICY INSTRUMENT

#### A1 Municipal - Residential - Tertiary Buildings

#### B1 Buildings

A11	Building envelope
A12	Renewable energy for space heating and hot water
A13	Energy efficiency in space heating and hot water
A14	Energy efficient lighting systems
A15	Energy efficient electrical appliances
A16	Integrated action (all above)
A17	Information and Communication Technologies
A18	Behavioural changes
A19	Other

B11	Awareness raising / training
B12	Energy management
B13	Energy certification / labelling
B14	Energy suppliers obligations
B15	Energy / carbon taxes
B16	Grants and subsidies
B17	Third party financing. PPP
B18	Public procurement
B19	Building standards
B110	Land use planning regulation
B111	Not applicable
B112	Other



# Examples of progress-based indicators [1]

## Municipal - Residential - Tertiary Buildings

Building envelope	Number/surface area of buildings insulated [- /m2]
Energy efficiency in space heating and hot water	Number of boilers replaced [-]
Energy efficient lighting systems	Number of lamps replaced [-]
Energy efficient electrical appliances	Number of electrical appliances replaced [-]
Renewable energy for space heating and hot water	Surface area of solar thermal panels installed [m2]
Integrated action	Number/surface area of buildings retrofitted [- /m2]
ICT	Number of buildings with smart meters installed [-] / Number of new buildings with domotic systems [-]
Behavioural changes	Number of participants in awareness raising campaigns [-] / Number of CFLs distributed [-]

# Examples of progress-based indicators [2]

## Municipal - Public - Private Transport

Cleaner/efficient municipal vehicles	Number of vehicles replaced [-]
Municipal fleet - efficient driving behaviour	Example: no. of courses given on total planned (%)
Cleaner/efficient public transport	Number of new buses purchased [-]
Public transport infrastructure, routes and frequency	Network extension (km) / Number of services per day [-]
Electric vehicles infrastructure	Number of charging points [-]
Car sharing	Number of car share vehicles and locations [-]
Walking & cycling	Number of bicycle parking spaces [-]
ICT	Number of roads with Variable Speed Limits (VSB) introduced [-] / Number of teleworking schemes in place [-]
Efficient driving behaviour	Example: no. of courses/campaigns realised on total planned (%)

# New features in the monitoring template

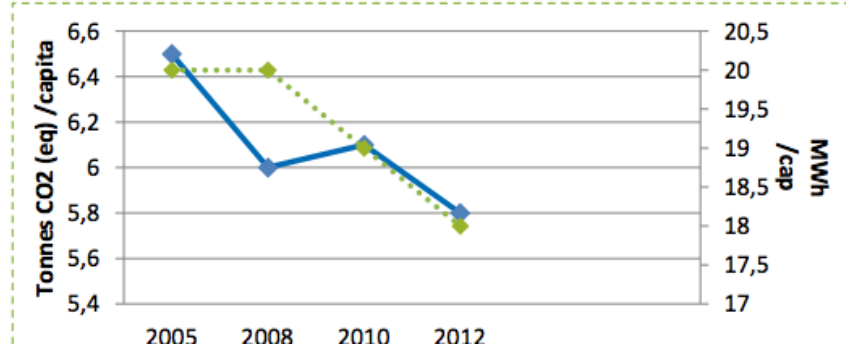
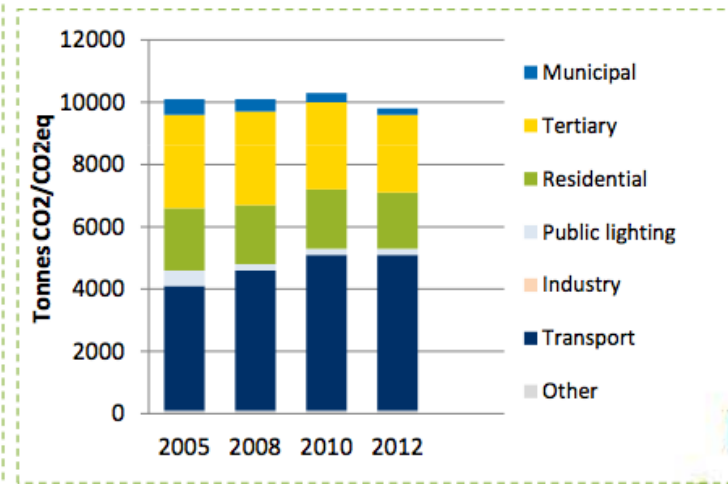
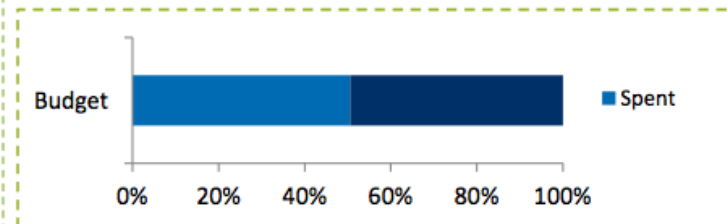
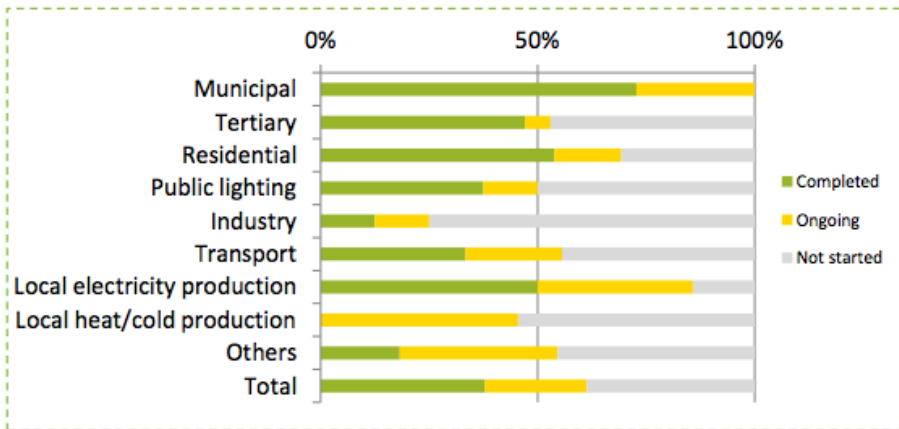
## Benchmarks of excellence section

- To facilitate the exchange of best practices with fellow signatories, each signatory is asked to provide **more detailed information** (i.e. impacts and/or key financial figures) on some completed or ongoing actions from the SEAP

## Monitoring Synthesis report

- **Automatically generated** at the end of the monitoring stage
- Some **graphical elements** ease the follow-up of the SEAP implementation and **showcase the progress** already achieved

# Monitoring synthesis report





# Thank you!

**Giulia Melica**

**+39 0332 78 3587**

**[Giulia.MELICA@ec.europa.eu](mailto:Giulia.MELICA@ec.europa.eu)**

**Joint Research Centre (JRC)**

***Institute for Energy and Transport (IET)***

*Ispra - Italy*

<http://iet.jrc.ec.europa.eu/>

***Institute for Environment and Sustainability (IES)***

<http://ies.jrc.ec.europa.eu/>

<http://www.jrc.ec.europa.eu>